

Planning and Implementing a Training Program

Participant Manual



Planning and Implementing a Training Program



1

Course Objectives

Ensures Positive Outcome

Accomplishes Training Goals

Provides for Safe and Efficient Operations

Encourages Participation



2

Outcome

Trained Personnel

Essential Skills Mastered

Mandated Requirements Addressed

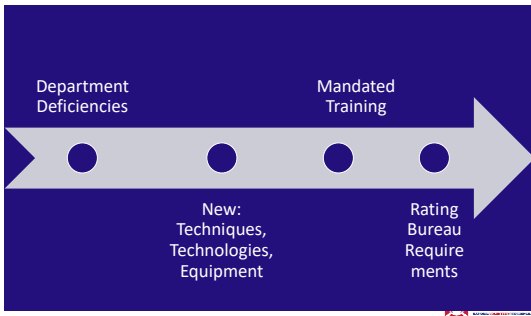
Departments Members Achieve Satisfaction

Time Efficiently Used



3

Reasons for Training



4

Perquisites Goal For FD Training

Safety Fire Behavior PPE	Portable Extinguishers Ladders	Fire Hose, Appliances, and Streams
Overhaul Water Supply Ventilation	Forcible Entry	Building Construction



5

Department Deficiencies

Combined
Hose and
Knots
Class



6

Department Deficiencies

Example: Donning/Doffing SCBA

For some departments, this skill is done very often and does not require as much attention.

In others, we may ask “when was the last time we put on SCBA”?

A good suggestion is to have all members who will use SCBA qualify annually; pick a certain month and use this as your qualifying date.

7

Department Deficiencies

EMS

If you run a lot of EMS, taking basic vitals is second nature.

Have you practiced long bone traction recently?

How about delivering a baby?

8

Department Deficiencies

When is the last time you practiced “through the trunk” for run under rescues?

Are you current with hybrid and electric vehicles?



9

Department Deficiencies

Ask your members what they feel is necessary or what they want to practice.

A well done Post Incident Analysis can also point to areas needing improvement or a lack of proficiency.



10

New Techniques
New Technologies
New Equipment



11

New Techniques

- Modern Fire Attack



12

New Technologies

- SCBA
- Face Masks
- Tracking



13

New Technologies

- Drones



14

New Equipment

- Thermal Imagers
- Rescue Tools
- Saws



15

New Equipment

- Apparatus
- Greatest Liability Exposure
- Ensure a well documented training program.



16

New Equipment

- Everyone who drives or operates **MUST** train with new vehicles before being allowed to drive or operate.



17

Mandated Training

OSHA,
Federal
Requirements

- HAZ MAT
- Infection Control, Blood Borne Diseases
- Harassment, Hostile Workplace, Diversity
- NIMS



18

Mandated Training

State Requirements

- EMS Certifications
- State Ethics Program
- CEU Hours



19

Mandated Training

Department Requirements

- Driver/Operator
- SCBA
- Required Hours



20

Task Level

Untrained Fire Fighters

Non Routine Orders

Special Circumstances

Mutual Auto Aid



21

Tactical Level

Most Efficient/Effective

Desired Level Of Training For Members



22

NFPA 1403

Access Is Free

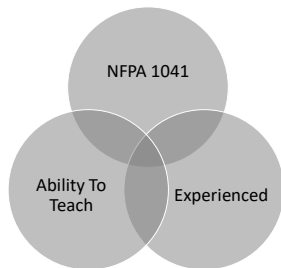
Search NFPA 1043

Included in Fire Service Instructor Standard – NFPA 1041



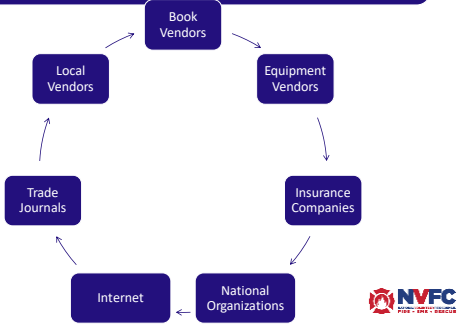
23

Instructors



24

Resources



25

Resources - Book Vendors

- Korie Gospodarski
- KGospodarski@psglearning.com
- 978-460-2646

- PowerPoints
- Lesson Plans

- Free Access To Standards and Codes

Jones and Bartlett

IFSTA-Resource One

NFPA



26

Resources - Equipment Vendors

- PPE
- Rescue Tools
- TIC's
- Foam
- Hose/Nozzles
- Exhaust Fans
- Everything You Buy
- Apparatus Vendors



27

Resources - Internet

Lesson Plans

PowerPoints

Prop Plans

Videos



28

Resources - Trade Journals

Lesson Plans

Drills

Training Programs

Current Technology/Techniques



29

Resources - National Organizations

NVFC

IAFC

IAFF

IFSTI

IAAI



30

Resources - Local Vendors

Lumber Yards

Hardware Stores

Civic Organizations

Big Box Stores



31

Resources - State Training Agencies

Regional, County, Local Program Delivery

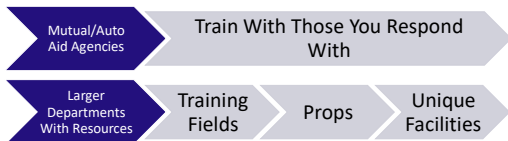
Programs And Props

Specialty Training Programs



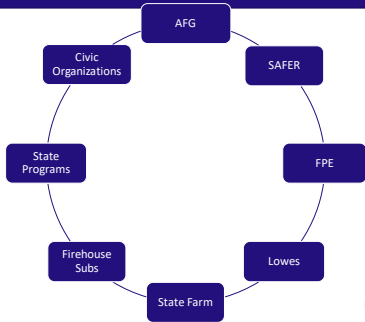
32

Resources - Neighboring Departments/Agencies



33

Resources - Grants



34

Scheduling Training

- Frequency
- Length of Class
- Day of Week
- Weekends
- Night Time/Day Time
- Time of Year



35

Safety

- Safety Officer
- Follow NFPA 1403
- No Horse Play
- Proper PPE
- No "Macho" Stuff
- Common Sense



36

Online Training

The New Normal?

Topics

How to be Successful

Can it Replace Hands-On Training

Use Time Wisely/No More Than 30 min.



37

Drills

IFAT- Initial Fire Attack

- Two Member Teams/Full PPE
- One Minute If You Dress Out In Pumper
- Three Minutes If You Dress Out On Scene
- Deploy Hose-Lay Out In "S" Or "Z"
- One Person Bring TIC
- One Person Bring Ax Or Haligan
- No Running
- 5 Second Penalty For Unsafe Actions, Improper PPE



38

Drills

Ladder/SCBA

- Two Members Teams/Full PPE
- One Minute If You Dress Out In Pumper
- Three Minutes If You Dress Out On Scene
- Remove 24ft. Extension
- Raise At Designation Location
- One Member Heels Ladder
- One Member Climbs-Time Stops With Tap On Roof
- No Running
- 5 Second Penalty For Unsafe Actions, Improper PPE, Improper Ladder Raise



39

Drills

Static Water Supply

- Two Member Teams
- PPE/No SCBA
- Three Minutes To Set Up Draft
- Attached Hard Intake Hose
- Lay Out Two 50ft. Supply Hoses
- No Running
- Time Stops When Draft Is Accomplished
- 5 Second Penalty For Unsafe Acts



40

Drills

Hooking Up Hydraulic Tools

- PPE
- Hook Up Tools With Gloves On
- Start Unit
- Operate Tools



41

Drills

Pump Panel

- Blind Folded
- Identify Each Level Knob On Panel
- Option-Take Picture Of Pump Panel, Blank Out Labels, Have Pump Operators Label Levers/Knobs



42



43

Be Creative, Be Safe

- We Never Hurt Anyone In Training
- Make Every Day A Training Day
- You Will Perform As You Have Trained
- Train Until You Cannot Do It Wrong
- Unconscious Competence
- Be The Firefighter You Would Want To Come To Your Emergency



44

Course Objectives

- Ensures Positive Outcome
- Accomplishes Training Goals
- Provides for Safe and Efficient Operations
- Encourages Participation



45

Questions?



National Volunteer Fire Council
1-888-ASK NVFC (275-6832)
nvfcoffice@nvfc.org

www.nvfc.org